



APPAREL SIZING

MISSING LINK REVERSIBLE SAFETY VEST

VEST SIZE	SMALL	MEDIUM	LARGE	X-LARGE	2X-LARGE	3X-LARGE	4X-LARGE
CHEST SIZE - INCHES	34 - 38	38 - 42	42 - 46	46 - 50	50 - 54	54 - 58	58 - 62

LAWLESS REVERSIBLE DENIM SAFETY VEST

VEST SIZE	SMALL	MEDIUM	LARGE	X-LARGE	2X-LARGE	3X-LARGE	4X-LARGE
CHEST SIZE - INCHES	34 - 36	38 - 40	42 - 44	46 - 48	50 - 52	54 - 56	58 - 60

MILITARY SPEC SAFETY VEST

VEST SIZE	SMALL	MEDIUM	LARGE	X-LARGE	2X-LARGE	3X-LARGE	4X-LARGE
CHEST SIZE - INCHES	34 - 36	38 - 40	42 - 44	46 - 48	50 - 52	54 - 56	58 - 60

BLACK OPS SAFETY VEST

VEST SIZE	SMALL	MEDIUM	LARGE	X-LARGE	2X-LARGE	3X-LARGE	4X-LARGE
CHEST SIZE - INCHES	34 - 38	38 - 42	42 - 46	46 - 50	50 - 54	54 - 58	58 - 62

MISSING LINK ARMPRO COMPRESSION SLEEVES

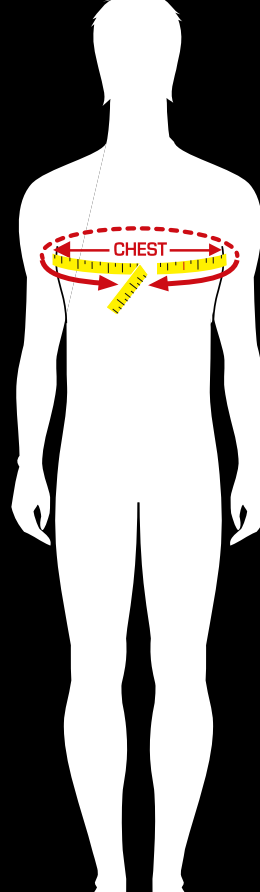
VEST SIZE	X-SMALL	SMALL	MEDIUM	LARGE	X-LARGE	3X-LARGE	4X-LARGE
BICEP SIZE - INCHES	8.5 - 10	10.5 - 12	12.5 - 14	14.5 - 16	16.5 - 18	-----	-----

HOOK CHAPS

VEST SIZE	SMALL	MEDIUM	LARGE	X-LARGE	2X-LARGE	3X-LARGE	4X-LARGE
OUTSEAM SIZE - INCHES	36.5 - 38.5	37.5 - 40	39 - 41.5	40.5 - 42.75	42 - 44.75	43.5 - 46	45.5 - 47.75
UPPER THIGH SIZE - INCHES	19	21.25	24	26	28	28.5	30.5


APPAREL SIZING

HOW TO MEASURE FOR VESTS



ADULT
CHEST: MEASURE AROUND THE FULLEST PART OF THE CHEST. AROUND THE FRONT AND BACK JUST UNDER THE ARMPITS

HOW TO MEASURE FOR ARMPRO



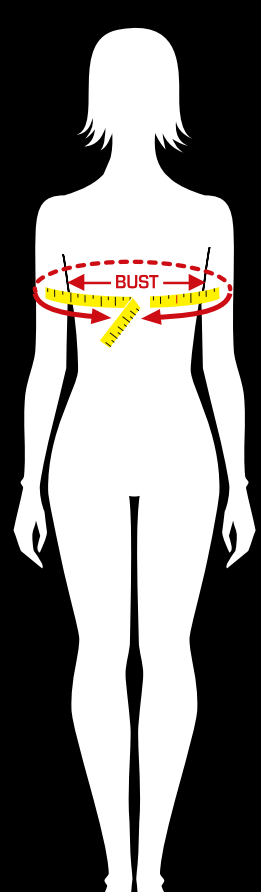
1) Measure the circumference of your wrist at its biggest point
2) Measure the circumference of your flexed and unflexed bicep

COMPARE YOUR MEASUREMENTS TO THE SIZE CHART BELOW

For the sleeves to wick moisture properly and keep your body temperature regulated they must fit flat to the skin with little or no wrinkles when worn.

Therefore, choose the BIGGEST size that fits BOTH of your wrist & bicep size requirements

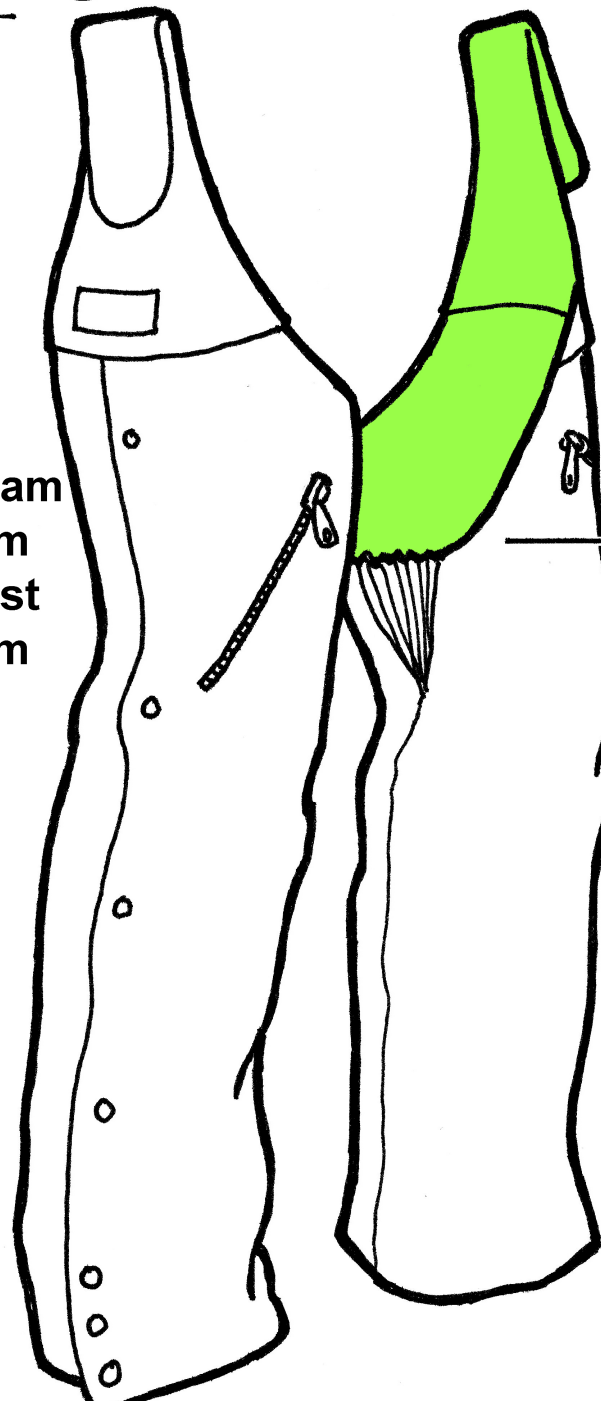
ArmPro Size	Wrist Size	Bicep Size
Xtra Small	4"-7"	8.5"-10"
Small	5" - 8"	10.5" - 12"
Medium	6" - 9"	12.5" - 14"
Large	7" - 10"	14.5" - 16"
Xtra Large	7.5" - 11"	16.5" - 18"



BUST: MEASURE AROUND THE FULLEST PART OF THE BUST. AROUND THE FRONT AND BACK JUST UNDER THE ARMPITS

HOW TO MEASURE FOR CHAPS

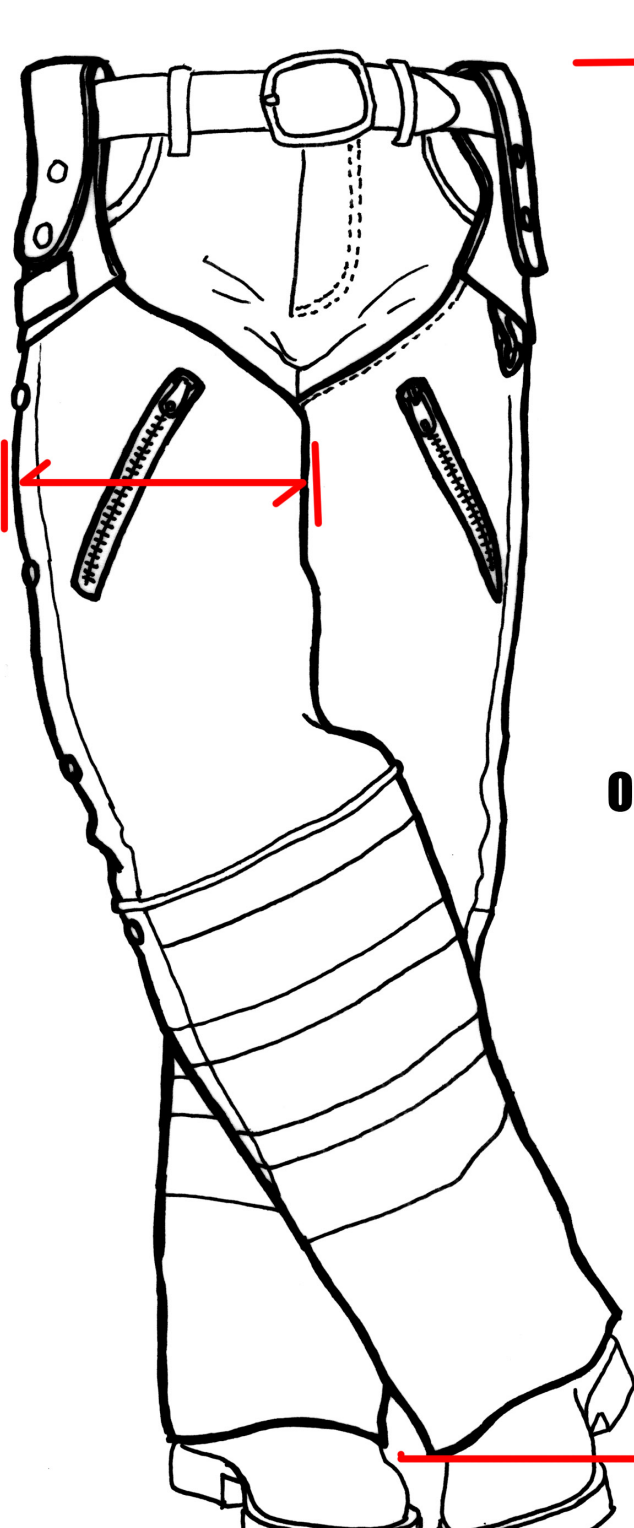
Determining Your Hook Chap Size



Measure the outseam of your jeans from the top of the waist to the bottom hem of the pant leg.

Measure the circumference of your leg at about 6" above your knee

How To Measure For The Black Ops Hook Chaps



Thigh

Out-Seam

It's really quite simple:

- A) Measure your "Out-Seam" as shown in the diagram
- B) Measure your thigh about 4 inches down from...
- C) Use the chart below to find the size that works best for you.

You may see that there is some cross over between sizes that makes you fall into two different sizes. If this is the case, pick the one closest to your thigh size.

Any questions? Call us at **888.489.9984** and we'll make sure you get the right size.